Lento the Snail

A little paper squirrel to cut out and put together



Presto is a little paper squirrel who lives in the forest. He loves acorns: he hides one somewhere safe and then, now and again, forgets where. Luckily there is always a patient friend to help him look. Take your time with him, just as he does with his acorn. You can read this out loud, and build him together, side by side.

What you need

- Card, 250–300 g/m² (for page 2)
- Scissors
- 4 paper fasteners (brads)
- A needle or an awl
- A grown-up

Please note. Paper fasteners and the needle are small and sharp: a grown-up pierces the dots and fastens the pieces. Not for children under 3.

Presto the Squirrel · cut-out

Head



Tail

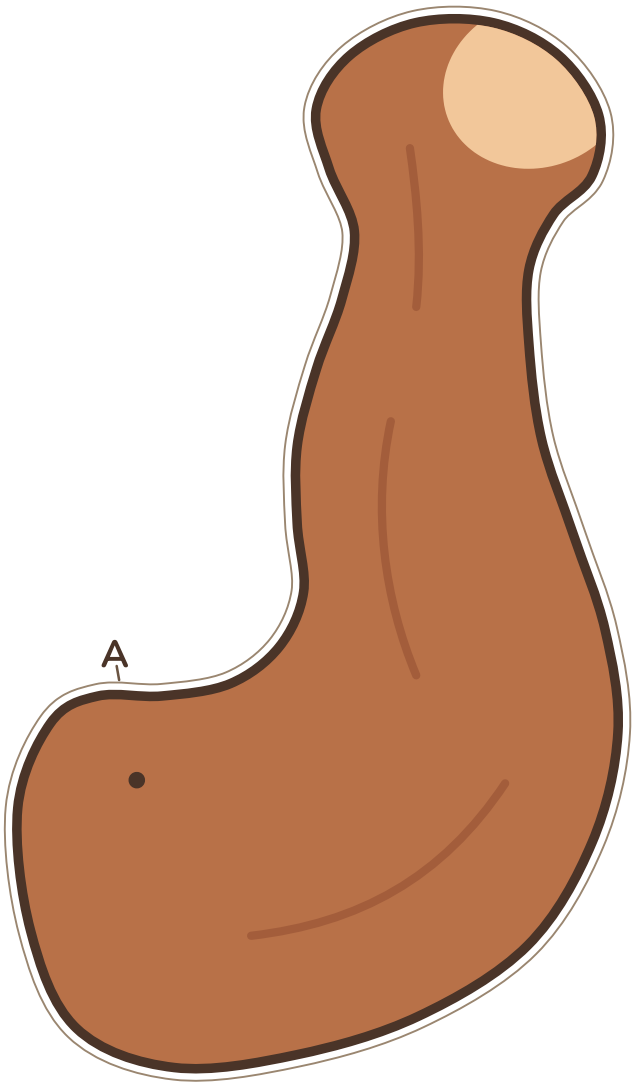

Body

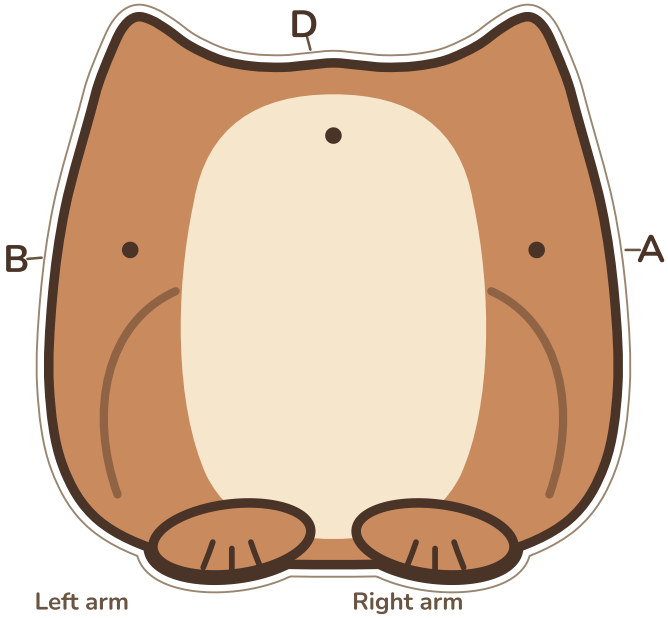

Face wheel



Acorn



Left arm

Right arm

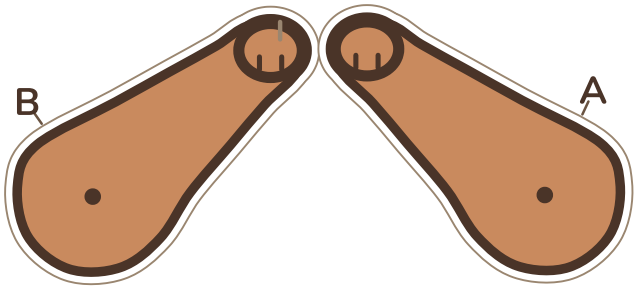

Cut on the thin grey lines. Cut out the eyes and the mouth in the head, and the short slits in the left paw and the acorn.

• Pierce each dot, then join with a paper fastener (4 in all). The letters sit outside the cut line.

- - - fold 90° backwards.

Card: 250–300 g/m². Print at 100%, no scaling.



50 mm

Putting Presto together

The letters match the ones around the pieces on page 2. Dashed circles show what hides behind a piece.



1 · Cut. Cut on the thin grey line, and cut out the eye and mouth windows in the head and the short slits in the left paw and the acorn. A grown-up pierces the dots.

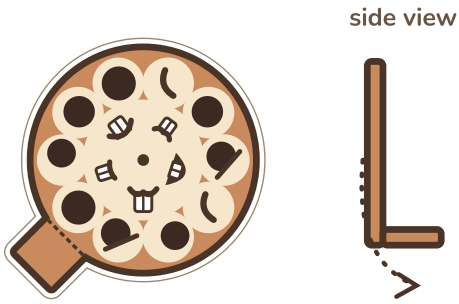

2 · Fold. Fold the wheel's tab 90° backwards, along the dashed line.

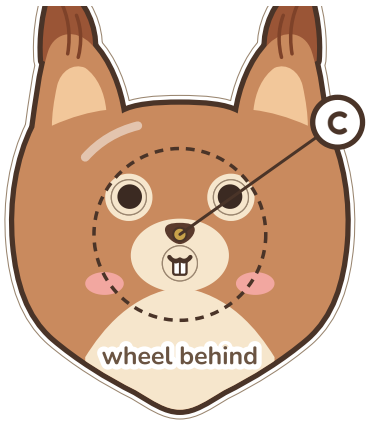

3 · C. Wheel behind the head, so a face shows through the windows. Fasten through the nose dot.



4 · D. Head in front of the body. Fasten through the neck dot: the head tilts.

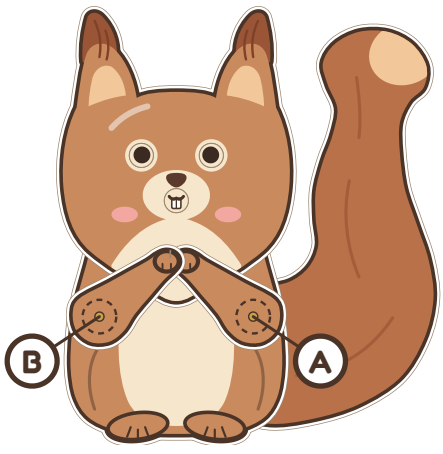

5 · A and B. Tail behind the body and right arm in front: fasten both at A. Then fasten the left arm at B.

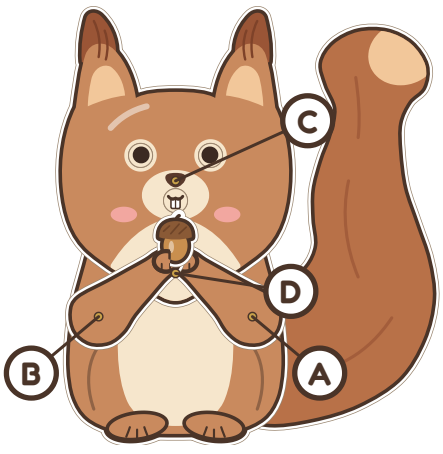

6 · Done. Hook the acorn's slit into the left paw's slit: the acorn stays in front. Turn the tab from behind to change Presto's face.

Small parts: a grown-up assembles. Not for children under 3.

Presto's faces

Turn the tab behind the wheel, slowly, and new eyes and a new mouth show in the windows.

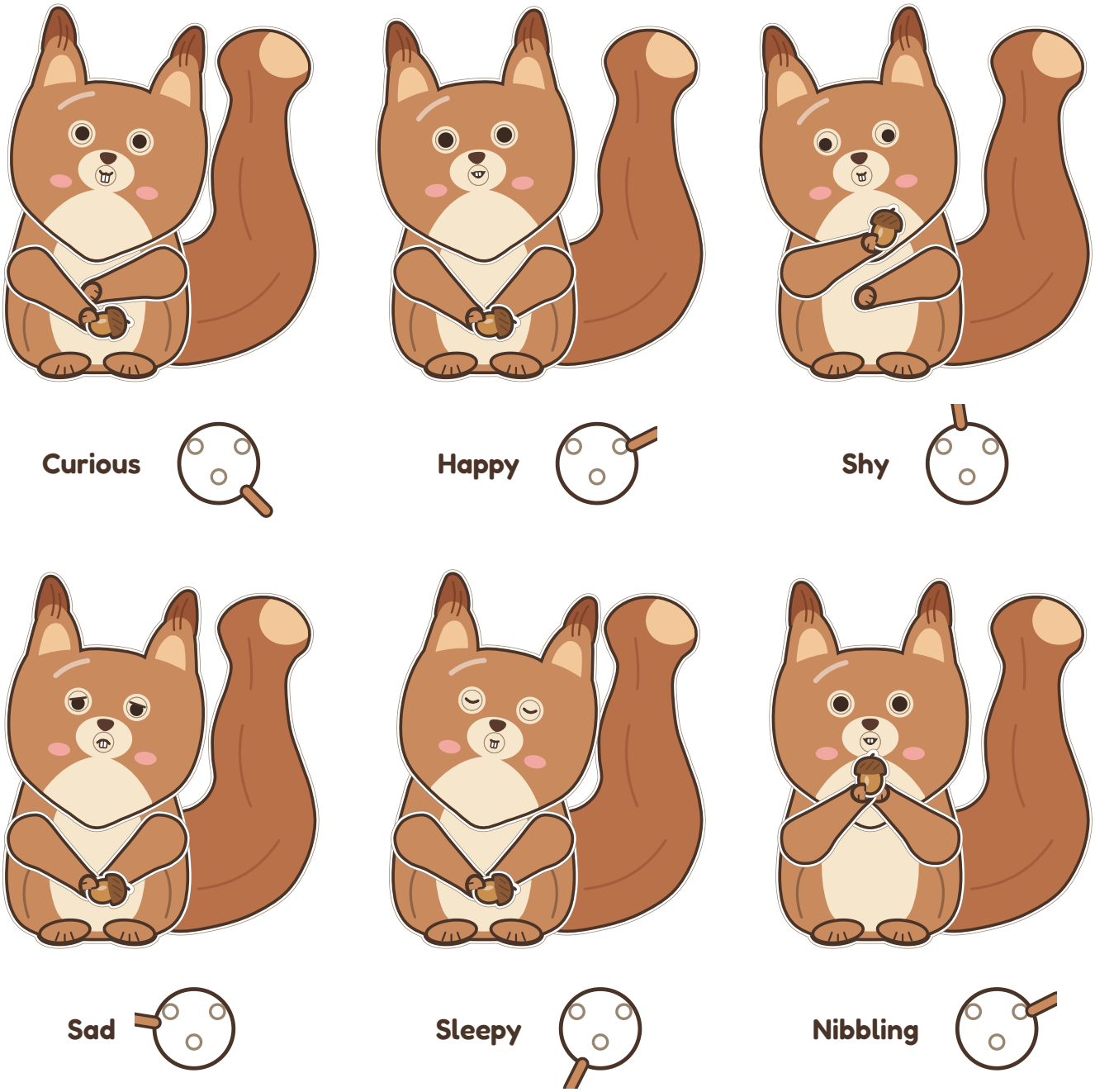

happy face, paws up

The little circle shows the wheel from behind: the tab points where the bar is, and the grey rings are the windows. Turn the tab to that spot to get the face.

How does Presto feel today?

- Turn the tab until a face shows up. Say what you see: "Presto looks sleepy."
- Copy the face together. Which one feels right for you today?
- Nibble like Presto: pretend to hold a tiny acorn in both hands, and take three slow, quiet little bites.