Lento the Snail

A little paper snail to cut out and put together

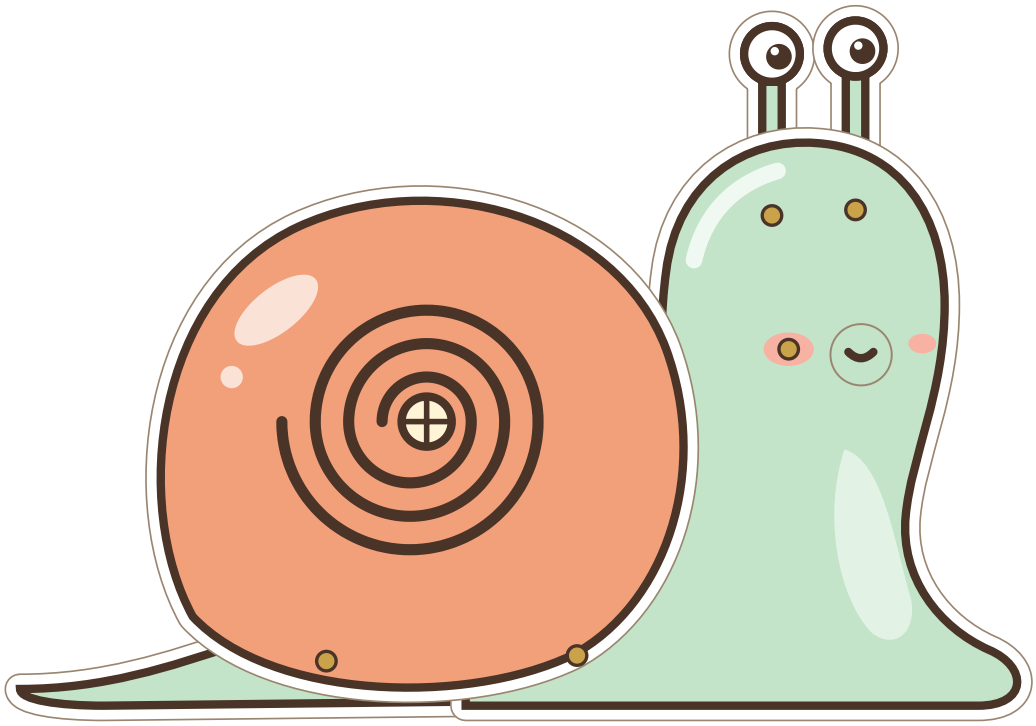

Lento is a little paper snail who lives in a quiet garden. He goes slowly, and he likes it that way: there is always a leaf, a raindrop or a ladybug worth looking at for a while. Take your time with him, just as he does with everything. You can read this out loud, and build him together, side by side.

What you need

- Card, 250–300 g/m² (for page 2)
- Scissors
- 5 paper fasteners (brads)
- A needle or an awl
- A grown-up

Please note. Paper fasteners and the needle are small and sharp: a grown-up pierces the dots and fastens the pieces. Not for children under 3.

Lento the Snail · cut-out

Shell

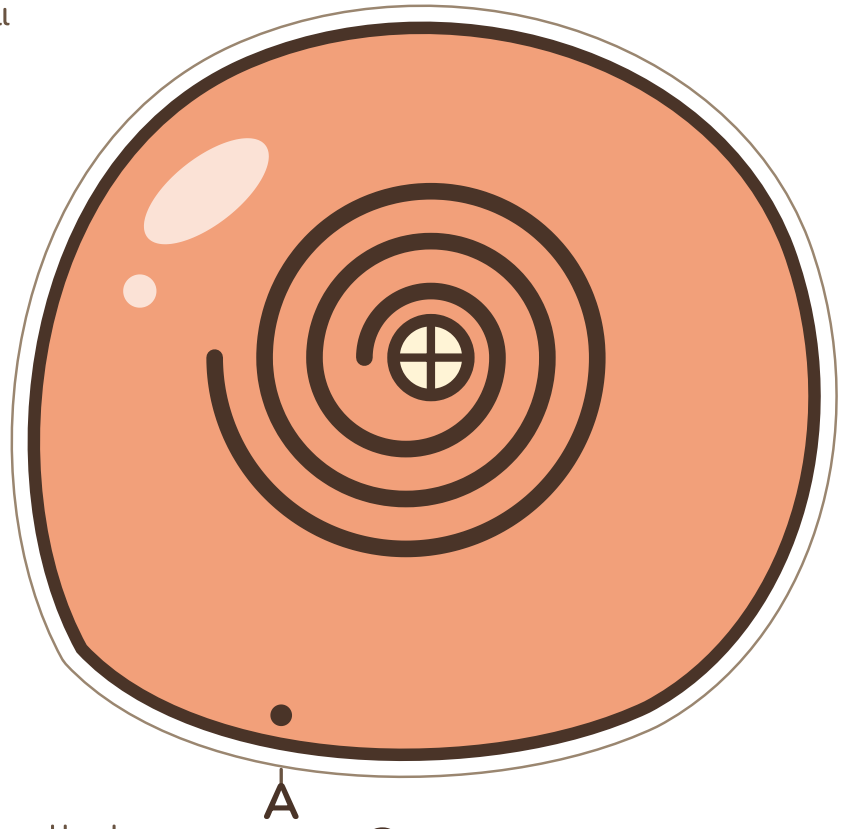

Face wheel



Antenna

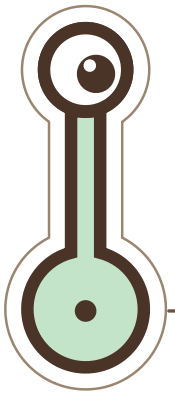

Antenna

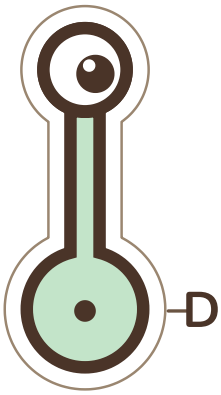

Neck and head

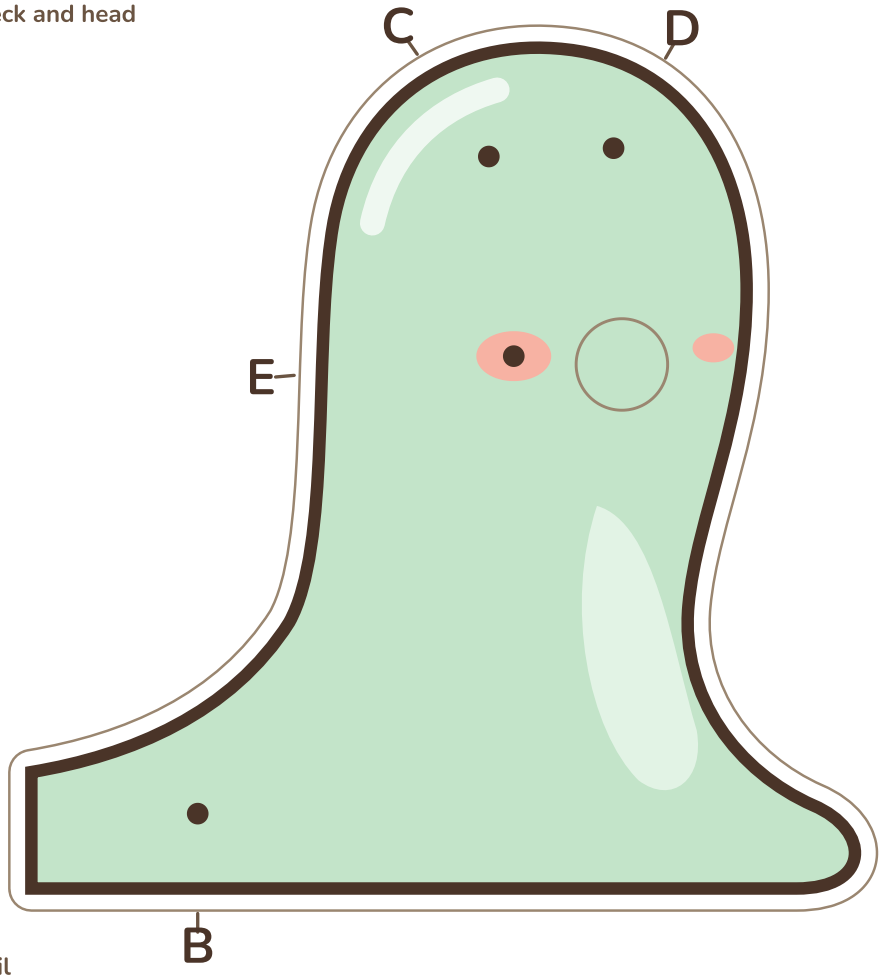

Cut on the thin grey lines, the mouth window too.

• Pierce each dot, then join with a paper fastener (5 in all). The letters sit outside the cut line.

- - - fold 90° backwards.

Card: 250–300 g/m².

Print at 100%, no scaling.

Tail

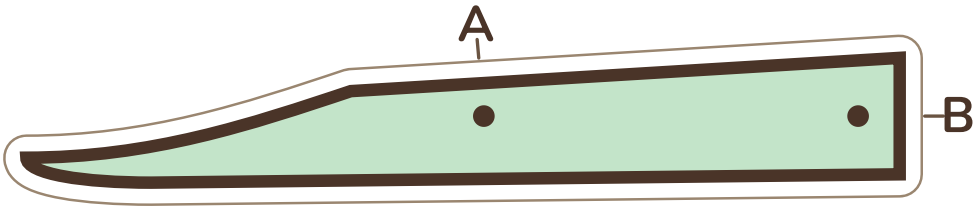



50 mm

Putting Lento together

The letters match the ones around the pieces on page 2. Dashed circles show what hides behind a piece.

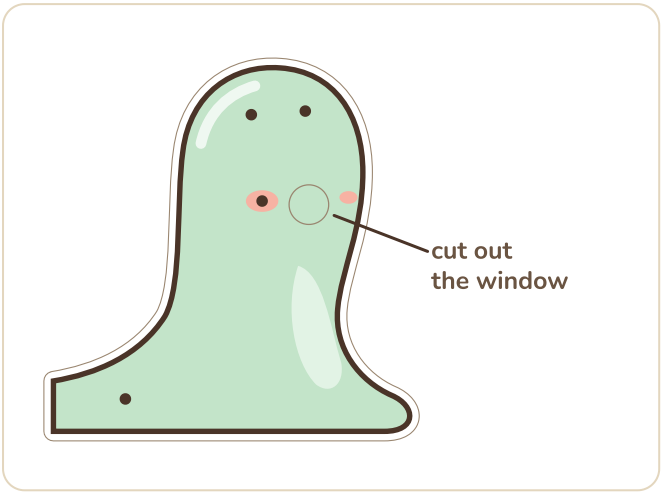

1 · Cut. Cut on the thin grey line, and cut out the mouth window. A grown-up pierces the dots.

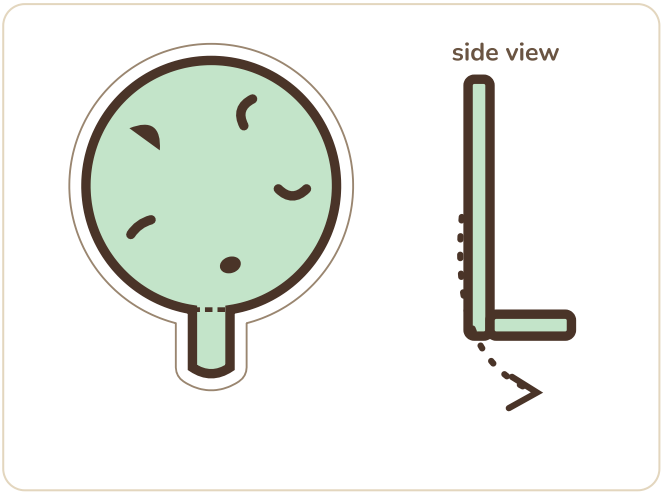

2 · Fold. Fold the wheel's tab 90° backwards, along the dashed line.

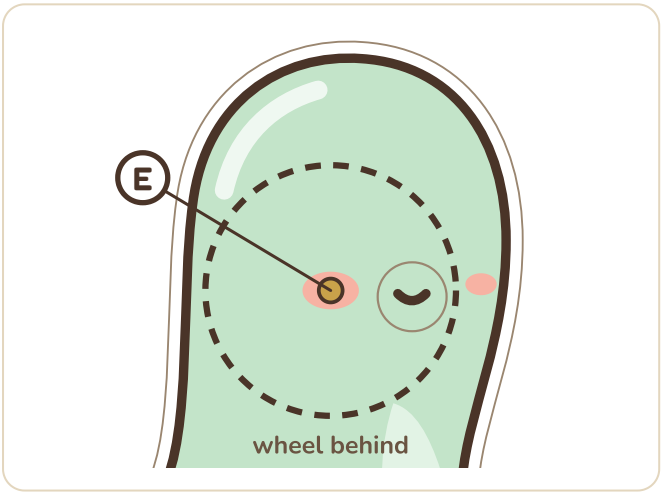

3 · E. Wheel behind the head, so a mouth shows through the window. Fasten through the cheek dot.

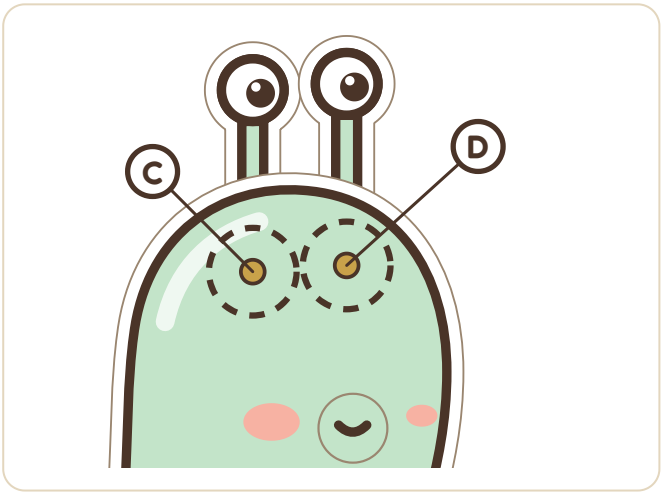

4 · C and D. Antennas behind the head, round bases down. Fasten each one.



5 · B and A. Tail behind the neck, then the shell on top. Fasten B, then A.

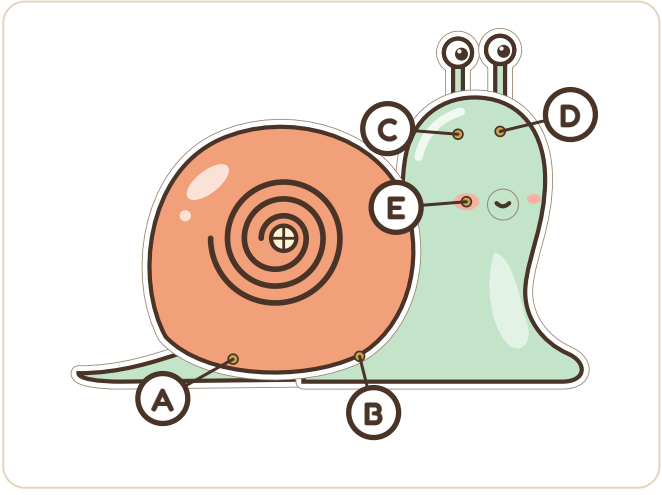

6 · Done. Turn the tab from behind to change Lento's face.

Small parts: a grown-up assembles. Not for children under 3.

Lento's five faces

Turn the tab behind the wheel, slowly, and a new mouth shows in the window.



Curious



Happy



Shy



Sad



Sleepy

antennas turned down, behind the head

The little circle shows the wheel from behind: the tab points where the green bar is, and the grey ring on the left is the window. Turn the tab to that spot to get the face.

How does Lento feel today?

- Turn the tab until a face shows up. Say what you see: "Lento looks sleepy."
- Make his face together. Which one feels right for you today?
- Move like Lento: very slowly, one little push at a time, and look at one thing in the room for a while.