Lento the Snail

A little paper robin to cut out and put together



Dolce is a little paper robin who visits the garden on soft winter days. She is shy: she hops a little closer, steps back, and comes closer again. When she feels safe, she sings one small note, and everybody listens. Take your time with her, just as she does with everything. You can read this out loud, and build her together, side by side.

What you need

- Card, 250–300 g/m² (for page 2)
- Scissors
- 3 paper fasteners (brads)
- A needle or an awl
- A grown-up

Please note. Paper fasteners and the needle are small and sharp: a grown-up pierces the dots and fastens the pieces. Not for children under 3.

Dolce the Robin · cut-out

Body and upper beak

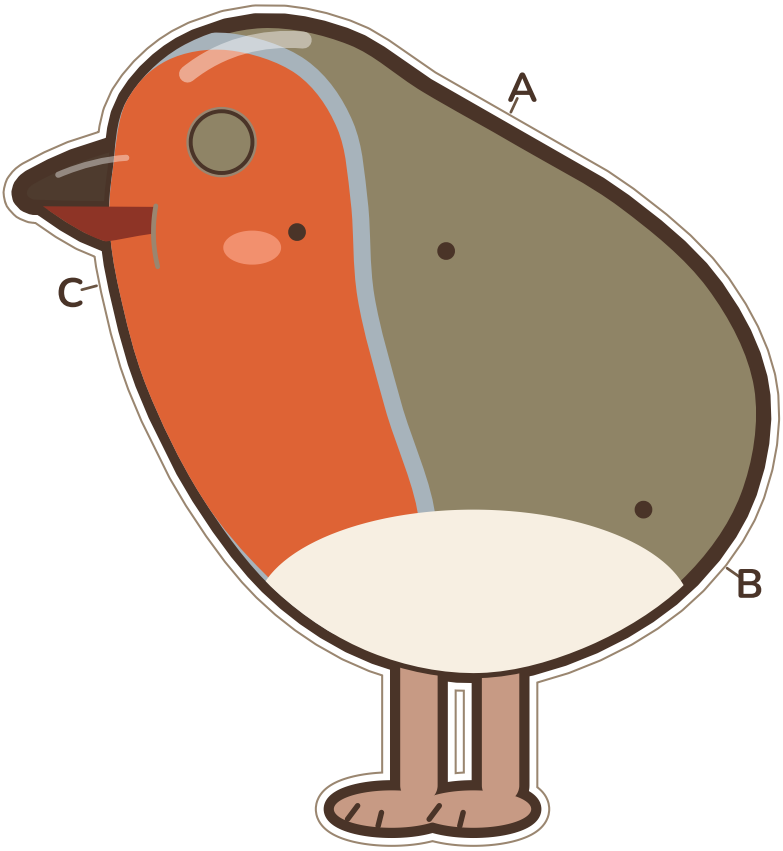

Wing



Tail

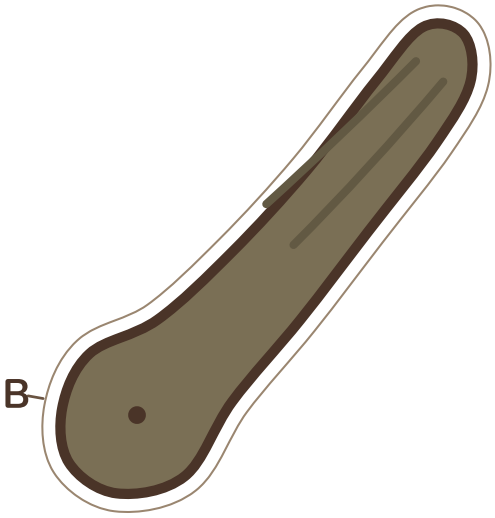

Face wheel



Jaw



Cut on the thin grey lines. Cut out the eye window and the short slit in the body. The jaw is cut right on its dark line, with no white border.

● Pierce each dot, then join with a paper fastener (3 in all). The letters sit outside the cut line.

- - - fold 90° backwards.

Card: 250–300 g/m². Print at 100%, no scaling.



50 mm

Putting Dolce together

The letters match the ones around the pieces on page 2. Dashed circles show what hides behind a piece.



1 · Cut. Cut on the thin grey line, and cut out the eye window and the short slit. Cut the jaw right on its dark line: it has no white border.



2 · Fold. Fold the wheel's tab 90° backwards, along the dashed line.



3 · C. Wheel behind the body. Hook the jaw's slit into the body's slit: the lower beak stays in front, the rest of the jaw goes behind the face. Fasten all three through the dot behind the eye.



4 · B. Tail behind the body. Fasten: it goes up and down.



5 · A. Wing in front of the body. Fasten: it lifts.



6 · Done. Turn the tab from behind to change Dolce's eye. Move the jaw to open and close the beak.

Small parts: a grown-up assembles. Not for children under 3.

Dolce's faces

Turn the tab behind the wheel, slowly, and a new eye shows in the window.



Curious



Happy



Shy



Sad



Sleepy



Singing

happy eye, beak open

The little circle shows the wheel from behind: the tab points where the bar is, and the grey ring is the window. Turn the tab to that spot to get the face.

How does Dolce feel today?

- Turn the tab until an eye shows up. Say what you see: "Dolce looks sleepy."
- Copy the face together. Which one feels right for you today?
- Sing like Dolce: hum one soft note, as quietly as a robin in the snow, and listen to the quiet that follows.