Lento the Snail

A little paper mole to cut out and put together



Basso is a little paper mole who lives in the molehill with the round door and the little window. He wears round glasses, sniffs the air before he says hello, and likes to share a lettuce leaf with a friend. Take your time with him, just as he does with everything. You can read this out loud, and build him together, side by side.

What you need

- Card, 250–300 g/m² (for page 2)
- Scissors
- 4 paper fasteners (brads)
- A needle or an awl
- A grown-up

Please note. Paper fasteners and the needle are small and sharp: a grown-up pierces the dots and fastens the pieces. Not for children under 3.

Basso the Mole · cut-out

Body

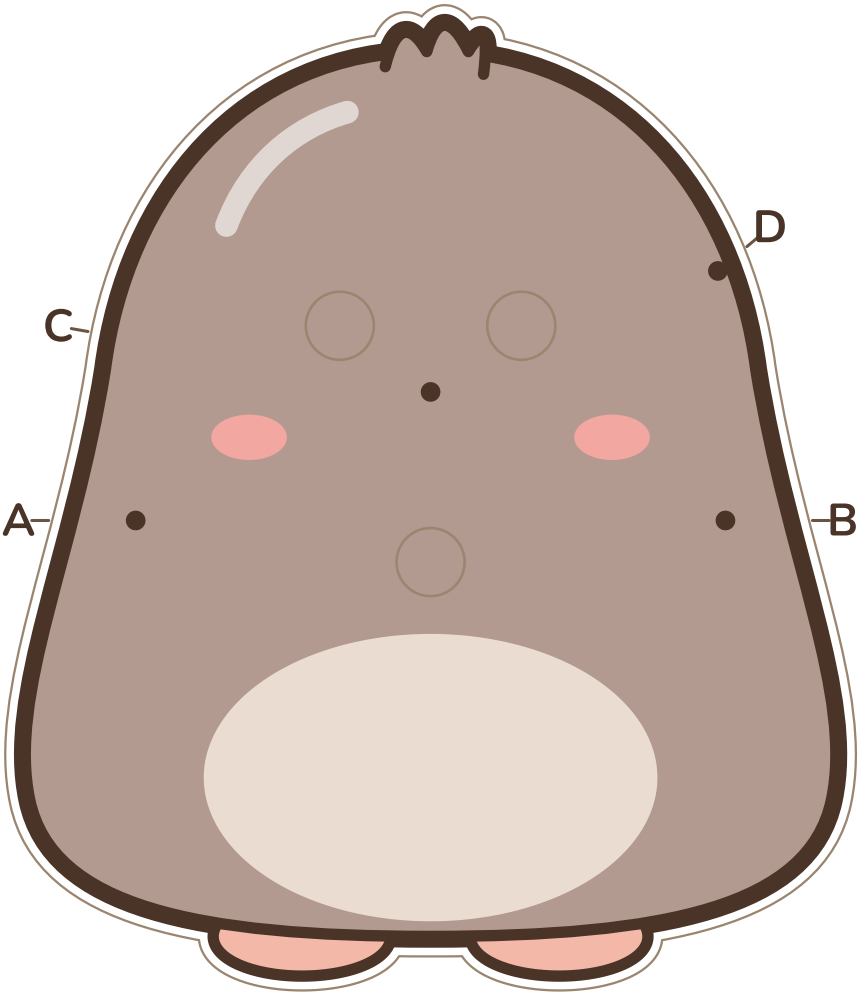

Face wheel



Arm

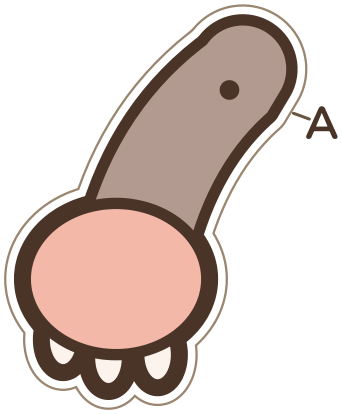

Arm

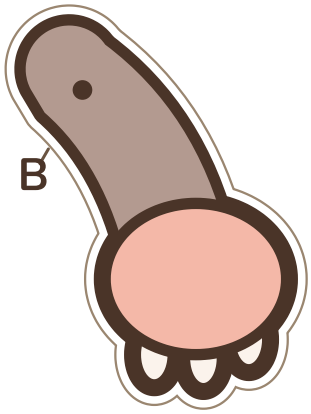

Spectacles



Nose and moustache



Cut on the thin grey lines. Cut out the eyes and the mouth in the body, and the two lenses.

• Pierce each dot, then join with a paper fastener (4 in all). The letters sit outside the cut line.

- - - fold 90° backwards.

Card: 250–300 g/m². Print at 100%, no scaling.



50 mm

Putting Basso together

The letters match the ones around the pieces on page 2. Dashed circles show what hides behind a piece.

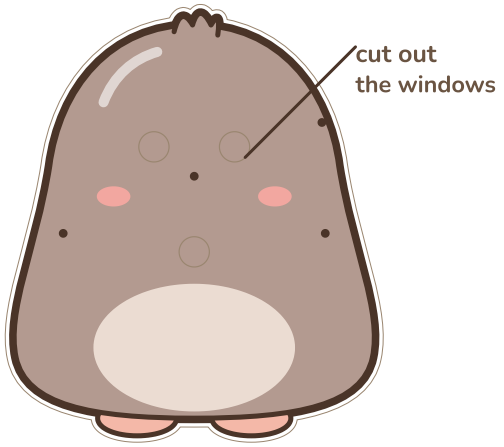

1 · Cut. Cut on the thin grey line, and cut out the eye and mouth windows and the lens inside each ring of the spectacles. A grown-up pierces the dots.

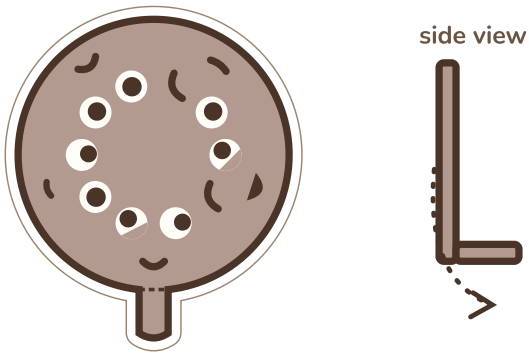

2 · Fold. Fold the wheel's tab 90° backwards, along the dashed line.

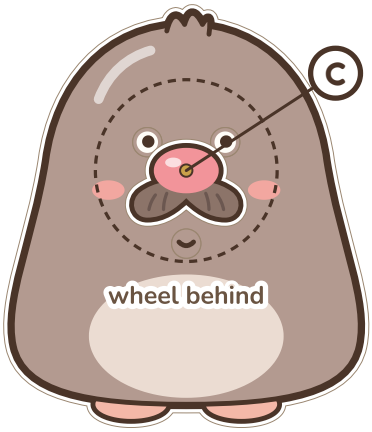

3 · C. Wheel behind the body, so a face shows through the windows, and the nose in front. Fasten all three through the nose dot.



4 · A and B. Arms in front of the shoulders. Fasten each one: they swing up and down.



5 · D. Spectacles at the end of the long arm. Fasten: they swing up onto the forehead.



6 · Done. Turn the tab from behind to change Basso's face. Wiggle the nose for a sniff.

Small parts: a grown-up assembles. Not for children under 3.

Basso's faces

Turn the tab behind the wheel, slowly, and new eyes and a new mouth show in the windows.



curious face, glasses on the forehead

The little circle shows the wheel from behind: the tab points where the bar is, and the grey rings are the windows. Turn the tab to that spot to get the face.

How does Basso feel today?

- Turn the tab until a face shows up. Say what you see: "Basso looks sleepy."
- Copy the face together. Which one feels right for you today?
- Sniff like Basso: breathe in once through your nose, very slowly, and tell a grown-up what the air smells of today.